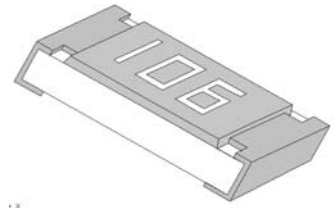


厚膜片式高壓電阻器 THICK FILM HIGH-VOLTAGE CHIP RESISTORS



● 特點 FEATURES

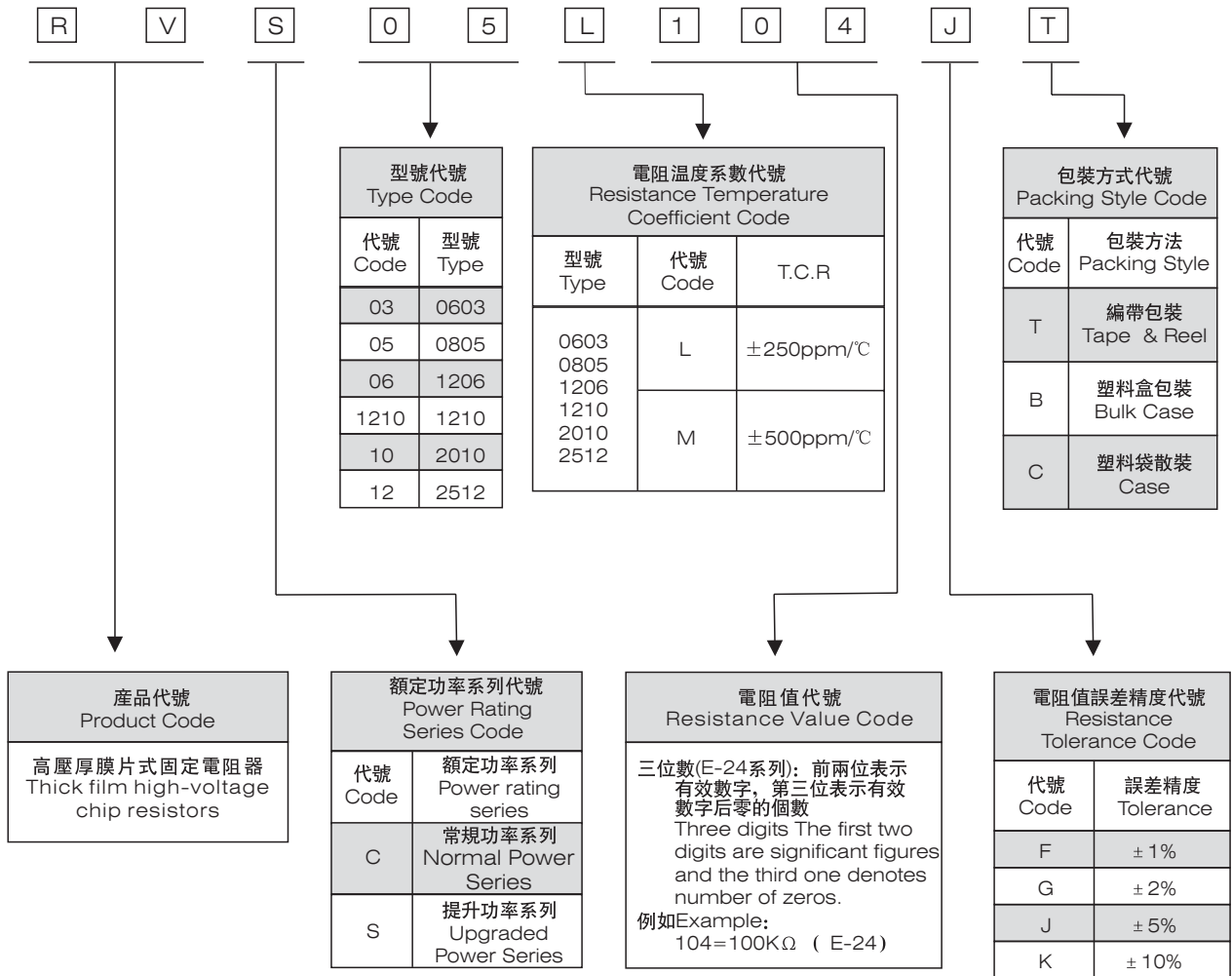
- * 體積小、重量輕
Miniature and light weight.
- * 適應再流焊與波峰焊
Suit for reflow and wave flow solder.
- * 電性能穩定，可靠性高
Stable electrical capability, high reliability.
- * 裝配成本低，并與自動裝貼設備匹配
Low assembly cost, suit for automatic SMT equipment.
- * 高電壓
High voltage.

● 應用領域 Application

相機閃光燈電路、計算機、打印設備、電池充電器、汽車設備、電源電路、光盤驅動器等。
Camera Flash Circuit, Computer, Printer, Battery Charger, Automotive, Power supply, CD-ROM, etc

● 品名構成 TYPE DESIGNATION

例 Example



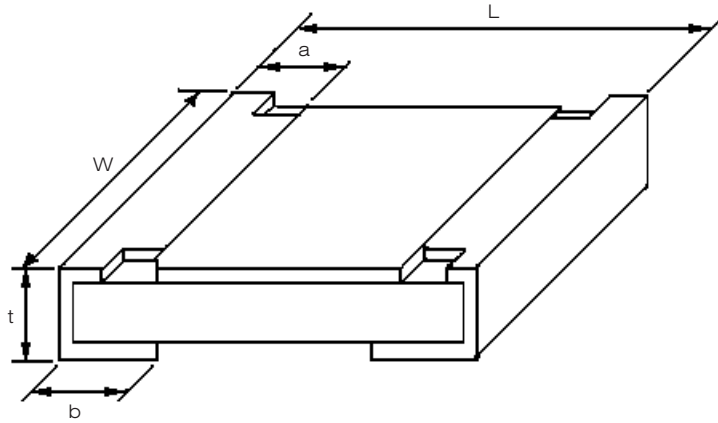
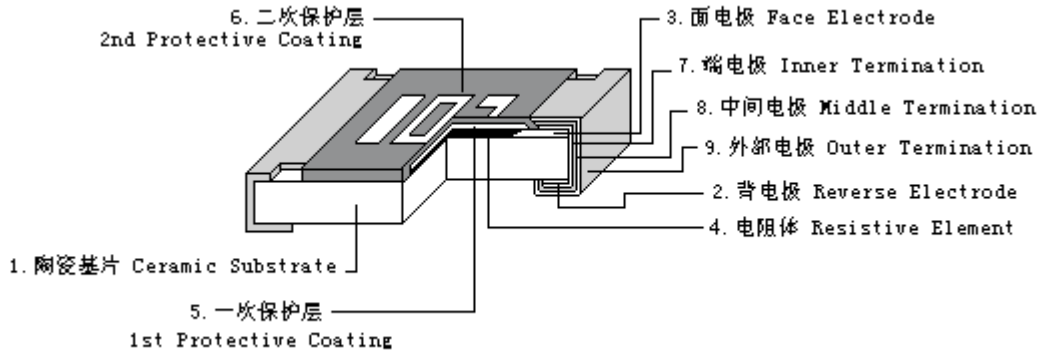
* 產品標記表示方法請與廠家聯系

* Products marked that way, please contact the manufacturer.

厚膜片式高壓電阻器

THICK FILM HIGH-VOLTAGE CHIP RESISTORS

• 結構及規格尺寸 CONSTRUCTION AND DIMENSION



單位unit:mm

型號 TYPE	L	W	t	a	b
0603	1.60±0.15	0.80±0.15	0.40±0.10	0.30±0.20	0.30±0.20
0805	2.00±0.20	1.25±0.15	0.50±0.10	0.30±0.20	0.40±0.20
1206	3.20±0.20	1.60±0.15	0.55±0.10	0.50±0.20	0.50±0.20
1210	3.20±0.20	2.50±0.20	0.55±0.10	0.50±0.20	0.50±0.20
2010	5.00±0.20	2.50±0.20	0.55±0.10	0.60±0.20	0.60±0.20
2512	6.40±0.20	3.20±0.20	0.55±0.10	0.60±0.20	0.60±0.20

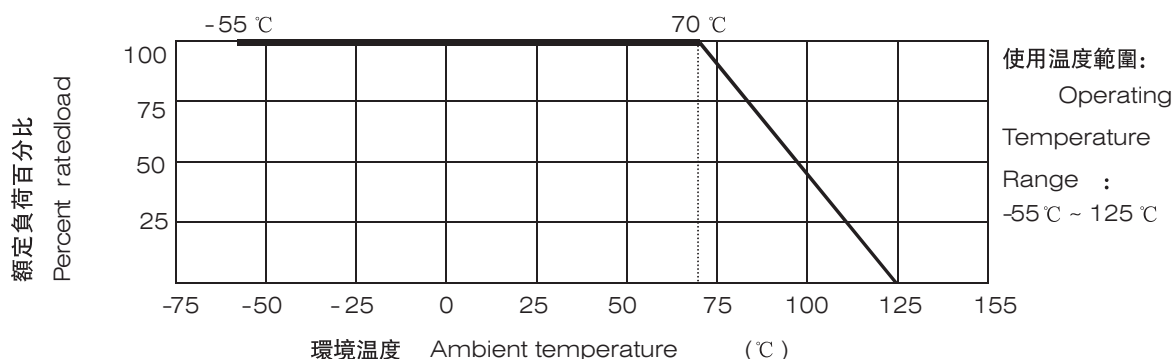
• 產品外觀 APPEARANCE

基本要求 Basic requirement
1. 電阻器表面保護膜覆蓋完好且難以脫落,表面平整。 2. 電阻器引出端電極覆蓋均勻、鍍層較難脫落,且平整、無裂痕、針孔、變色。 3. 電阻器芯片無裂痕、標志可辨。 1. The surface of resistor is covered with Protective Coating which hard to fade, and the surface of coating should avoid unevenness. 2. The terminal part is covered equable, the plating is hard to fade, and should avoid unevenness,flaw, pinhole and discoloration. 3. With a clear mark, the resistor body is crack-free.

• 參考標準 REFERENCE STANDARD

GB/T 5729-2003
 GB/T 9546-1995

• 負荷下降曲綫 DERATING CURVE



當電阻使用的環境溫度超過70°C時,其額定負荷(額定功率或額定電流)按上述曲綫下降。

For resistors operated in ambient over 70°C, rated load (power rating or current rating) shall be derated in accordance with the above figure.

厚膜片式高壓電阻器

THICK FILM HIGH-VOLTAGE CHIP RESISTORS

● 額定值 RATINGS

項目 Item	0603	0805	1206	1210	2010	2512
額定功率 Power Rating	1/10W	1/8W	1/4W	1/3W	3/4W	1W
最大工作電壓 Max.Working Voltage	300V	400V	500V	600V	800V	1000V
最大過負荷電壓 Max.Overload Voltage	600V	800V	1000V	1200V	1600V	2000V
電阻溫度係數 Resistance Temperature Coefficient	20K Ω < R \leq 10M Ω : ± 250 ppm/ $^{\circ}$ C 10M Ω < R \leq 100M Ω : ± 500 ppm/ $^{\circ}$ C					
阻值範圍 Resistance Range	20K Ω ~ 100M Ω E-24系列					
阻值誤差精度 Resistance Tolerance	$\pm 1\%$ $\pm 2\%$ $\pm 5\%$ $\pm 10\%$					
使用溫度範圍 Operating Temperature Range	-55 $^{\circ}$ C ~ +125 $^{\circ}$ C					
額定溫度 Rated Temperature	+70 $^{\circ}$ C					

注：額定電壓 = $\sqrt{\text{額定功率} \times \text{標稱電阻值}}$ 或最大工作電壓兩者中的較小值。

Note: Rated Voltage = $\sqrt{\text{Power Rating} \times \text{Resistance Value}}$ or Max. Working Voltage, whichever is lower.

● 特性 CHARACTERISTICS

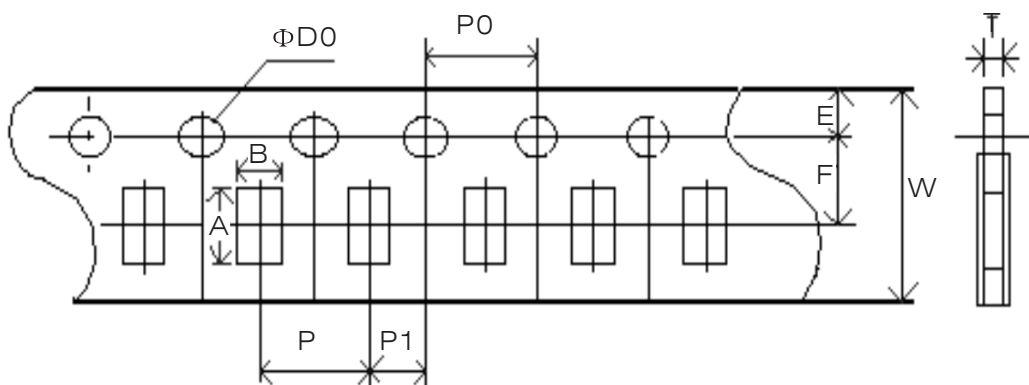
項目 Item	標準 Specifications	測試方法 (GB/T 5729-2003) Test Methods (GB/T 5729-2003)
端頭強度 Bending Strength	無可見損傷 No mechanical damage $\Delta R \leq \pm (1.0\%R + 0.05\Omega)$	彎曲速度 (Speed) : 1 mm/s 彎曲距離 (Bending Distance) : 3mm (0603, 0805, 1206), 2mm (1210, 1812, 2010, 2512)
電阻溫度係數 T.C.R	在規定值內 within specified T.C.R	-55 $^{\circ}$ C ~ +125 $^{\circ}$ C
溫度循環 Temperature Cycling	無可見損傷 No mechanical damage $\Delta R \leq \pm (1.0\%R + 0.05\Omega)$	-55 $^{\circ}$ C (30分鐘) ~ 常溫 (5分鐘) ~ 125 $^{\circ}$ C (30分鐘) 5個循環 -55 $^{\circ}$ C (30min) ~ normal temperature (5min) ~ 125 $^{\circ}$ C (30min) 5 cycles
短時間過負載 Short Time Overload	無可見損傷 No mechanical damage $\Delta R \leq \pm (5.0\%R + 0.05\Omega)$	2.5倍額定電壓或最大過負荷電壓 (取最小者) 保持5秒 2.5 \times Rated voltage or Max. Overload Voltage whichever is lower for 5 seconds
耐焊接熱 Resistance to Soldering Heat	無可見損傷 No mechanical damage $\Delta R \leq \pm (1.0\%R + 0.05\Omega)$	270 $^{\circ}$ C $\pm 5^{\circ}$ C 10 ± 1 秒 270 $^{\circ}$ C $\pm 5^{\circ}$ C 10s ± 1 s

續上表

項目 Item	標準 Specifications	測試方法 (GB/T 5729-2003) Test Methods (GB/T 5729-2003)
穩態濕熱 Steady state humidity	無可見損傷 No mechanical damage $\Delta R \leq \pm (3.0\%R + 0.1 \Omega)$	40°C ± 2°C 90%~95%RH 1000小時 40°C ± 2°C 90%~95%RH 1000h
70°C 耐久性 Load Life	無可見損傷 No mechanical damage $\Delta R \leq \pm (3.0\%R + 0.1 \Omega)$	70°C ± 2°C, 1000小時, 額定電壓或最大工作電壓兩者中的較小值, 1.5小時/斷0.5小時 70°C ± 2°C, 1000h, Rated Voltage or Max. Working Voltage , whichever is lower. 1.5h on/0.5h off
上限類別溫度耐久性 Endurance at upper temperature	無可見損傷 No mechanical damage $\Delta R \leq \pm (3.0\%R + 0.1 \Omega)$	125°C ± 2°C 1000小時 125°C ± 2°C 1000h
耐溶劑性 Resistance to Solvent	無可見損傷 No mechanical damage $\Delta R \leq \pm (1.0\%R + 0.05 \Omega)$	浸入三氯乙烯 10h ± 1小時 Dip in chloroethylene for 10h ± 1h.
絕緣電阻 Insulation Resistance	1000MΩ Min	在電極與基片間施加100V直流電壓, 保持1分鐘, 然後測絕緣電阻值。 Apply DC 100V between substrate and termination for 1 minute, then check insulation resistance .
可焊性 Solderability	可焊面積 ≥ 95% 95% Cover Min	240°C ± 5°C 2 ± 0.5秒 240°C ± 5°C 2s ± 0.5s
附着力 Adhesion	外觀無可見損傷 No mechanical damage	施加力5N 10s ± 1秒 Applying 5N 10s ± 1s

● 包裝 PACKAGING

- * 編帶包裝 Tape and reel
- 紙帶編帶 Paper taping
- 0603、0805、1206、1210



厚膜片式高壓電阻器

THICK FILM HIGH-VOLTAGE CHIP RESISTORS

單位unit:mm

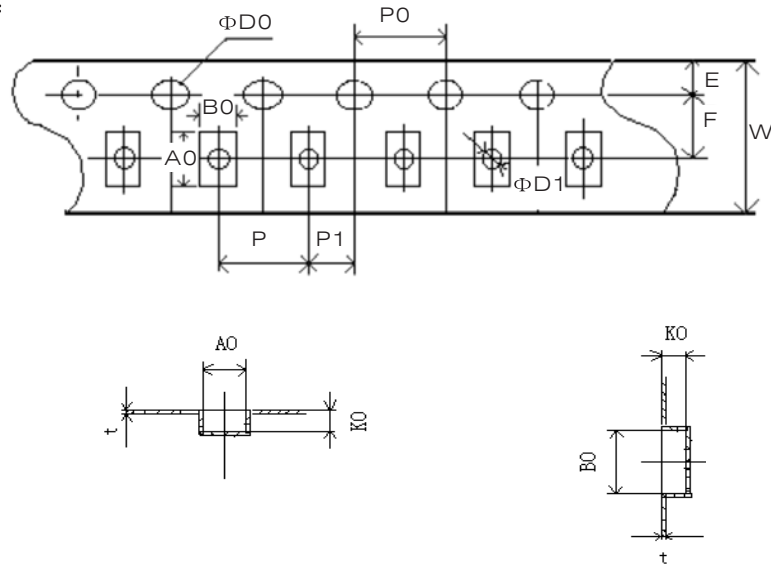
型號 TYPE	A	B	W	F	E
0603	1.85±0.1	1.10±0.1	8.0±0.20	3.5±0.05	1.75±0.1
0805	2.35±0.1	1.65±0.1	8.0±0.20	3.5±0.05	1.75±0.1
1206	3.50±0.2	1.90±0.2	8.0±0.20	3.5±0.05	1.75±0.1
1210	3.50±0.2	2.80±0.2	8.0±0.20	3.5±0.05	1.75±0.1

單位unit:mm

型號 TYPE	P	P0	P1	ΦD0	T
0603	4.0±0.1	4.0±0.1	2.0±0.05	1.5±0.1	0.60±0.1
0805	4.0±0.1	4.0±0.1	2.0±0.05	1.5±0.1	0.75±0.1
1206	4.0±0.1	4.0±0.1	2.0±0.05	1.5±0.1	0.75±0.1
1210	4.0±0.1	4.0±0.1	2.0±0.05	1.5±0.1	0.75±0.1

* 塑料帶編帶 Embossed taping

1812、2010、2512:



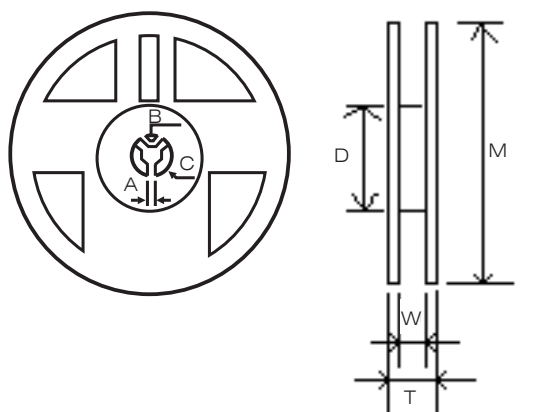
單位unit:mm

型號 TYPE	A0	B0	W	F	E	t
2010	5.45±0.10	2.77±0.10	12.00±0.10	5.50±0.10	1.75±0.10	0.25±0.05
2512	6.73±0.10	3.40±0.10	12.00±0.10	5.50±0.10	1.75±0.10	0.25±0.05

單位unit:mm

型號 TYPE	P	P0	P1	ΦD0	ΦD1	K0
2010	4.00±0.10	4.00±0.10	2.00±0.05	1.50+0.10/-0	1.50±0.10	0.84±0.10
2512	4.00±0.10	4.00±0.10	2.00±0.05	1.50+0.10/-0	1.50±0.10	0.81±0.10

* 卷盤 Reel



單位unit:mm

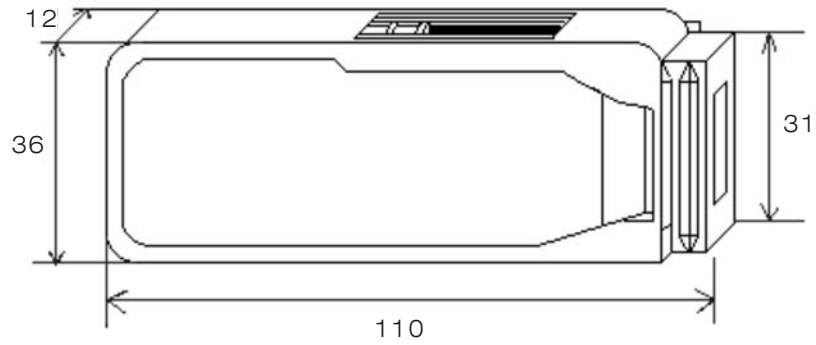
型號 TYPE	M	W	T	A	B	C	D
0603							
0805	178	9.5	12.5	2.0	13.0	21.0	80.0
1206	±2.0	±1.0	±1.5	±0.5	±0.5	±0.5	±2.0
1210							
2010	178	13.0	15.5	2.0	13.0	21.0	57.0
2512	±2.0	±0.5	±1.5	±0.5	±0.5	±0.5	±2.0

厚膜片式高壓電阻器

THICK FILM HIGH-VOLTAGE CHIP RESISTORS

* 塑料盒包裝 Bulk case

單位unit:mm



• 包裝數量 PACKAGING QUANTITY

包裝方法 Packaging style	編帶 Tape and reel		塑料盒 Bulk case					塑料袋散裝 Bulk	
	0603 0805 1206 1210	2010 2512	0603	0805	1206	1210 2010	2512	0603 0805 1206	1210 2010 2512
數量 (PCS) Quantity	5000	4000	25000	10000	5000	1500	1000	≤10000	≤4000